

The <6><6> Rule

Drawn from:

The Back of the Napkin
Solving Problems and Selling Ideas with Pictures

by Dan Roam

Copyright © 2008
Dan Roam
all rights reserved

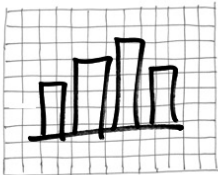


Available everywhere from Portfolio

SEE :


SHOW:

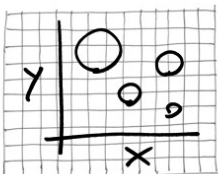
Who / What → Qualitative representation =  Portrait

How much → Quantitative representation =  Chart

Where → Position in space =  Map

When → Position in time =  Timeline

How → Cause + effect =  Flowchart

Why → deduction + prediction =  Multiple-variable plot